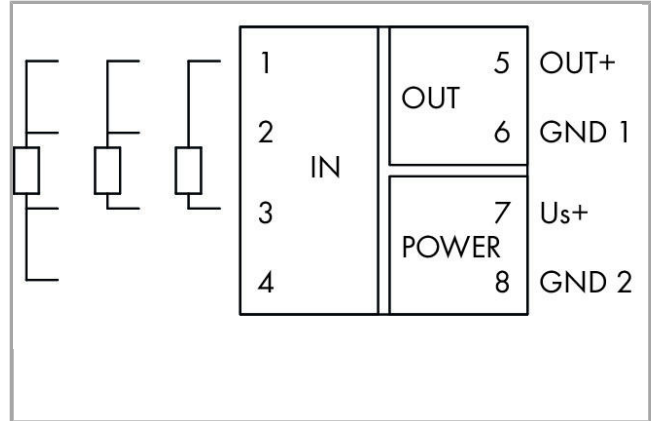
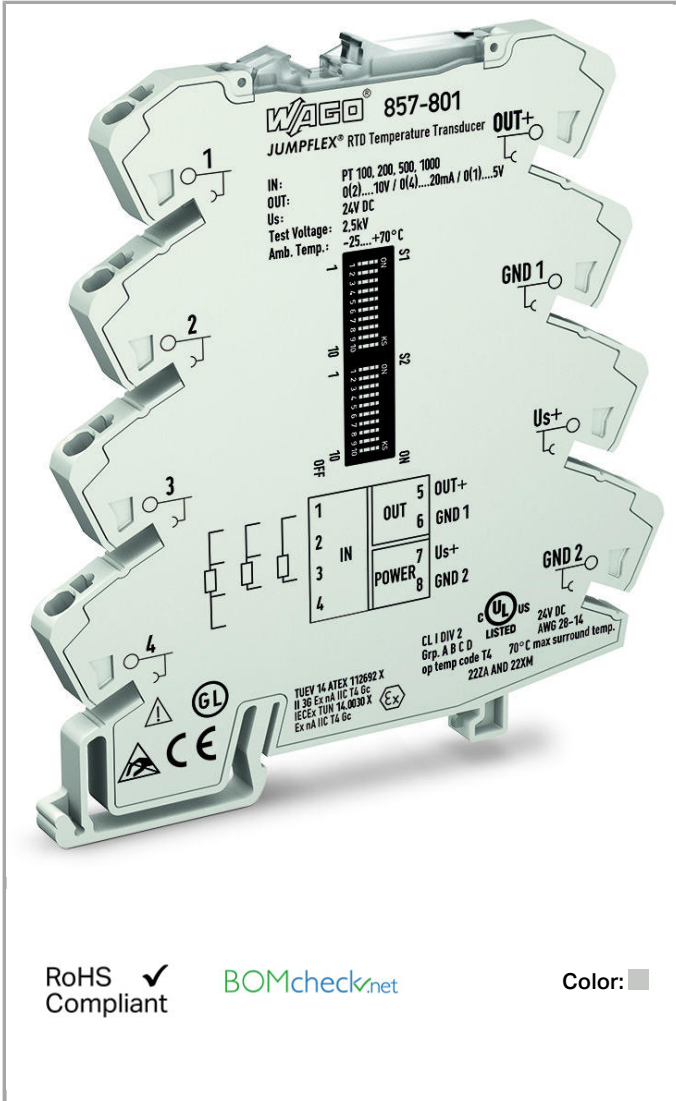


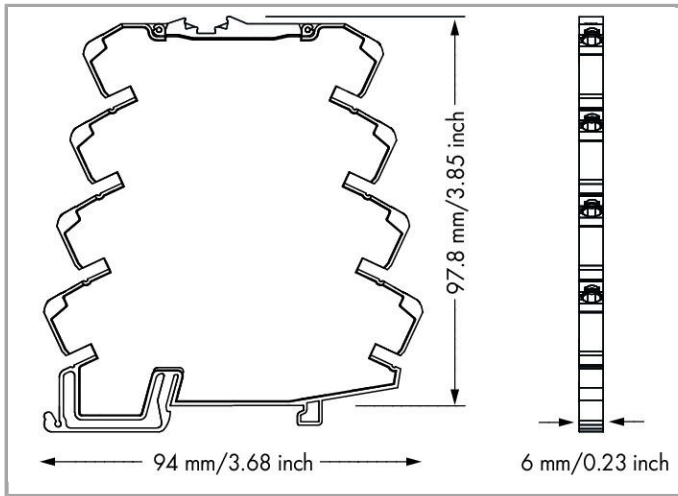
Data sheet | Item number: 857-801

Temperature signal conditioner for RTD sensors; Current and voltage output signal; Configuration via software; Supply voltage: 24 VDC; 6 mm module width



857-801





857-801
DIP Switch Adjustability

• = ON Default

DIP Switch S1

Wire Connection	Sensor Type	Output Signal	Measurement Range Underflow	Measurement Range Overflow	Wire Break	Short Circuit
2-wire	Pt100	0...20 mA	Lower limit of output range - 5 %*	Upper limit of output range + 2.5 %*	Upper limit of output range + 5 %*	Lower limit of output range - 2.5 %*
3-wire	Pt200	4...20 mA				
4-wire	Pt500	0...10 mA	Lower limit of output range	Upper limit of output range + 2.5 %	Upper limit of output range + 5 %	Lower limit of output range
	Pt1000	2...10 mA	Lower limit of output range	Upper limit of output range	Upper limit of output range + 5 %	Lower limit of output range
	1 kΩ	0...10 V	Lower limit of output range	Upper limit of output range	Upper limit of output range + 5 %	Lower limit of output range
	4.5 kΩ	2...10 V	Lower limit of output range	Upper limit of output range	Upper limit of output range + 5 %	Lower limit of output range
		0...5 V	Lower limit of output range	Upper limit of output range	Upper limit of output range	Lower limit of output range
		1...5 V	Lower limit of output range	Upper limit of output range	Upper limit of output range	Lower limit of output range

* acc. to NAMUR NE 43

DIP Switch S2

Start Temperature				End Temperature																	
1	2	3	4	5	6	7	8	9	10	11	12	13	14	15	16	17	18	19	20		
°C	°F	°C	°F	°C	°F	°C	°F	°C	°F	°C	°F	°C	°F	°C	°F	°C	°F	°C	°F		
0	32			100	212			75	167			210	410			475	887				
-200	-328			0	32			80	176			220	428			500	932				
-175	-283			5	41			85	185			230	446			525	997				
-150	-238			10	50			90	194			240	464			550	1022				
-125	-193			15	59			95	203			250	482			575	1067				
-100	-148			20	68			100	212			260	500			600	1112				
-90	-130			25	77			110	230			270	518			625	1157				
-80	-112			30	86			120	248			280	536			650	1202				
-70	-94			35	95			130	266			290	554			675	1247				
-60	-76			40	104			140	284			300	572			700	1292				
-50	-58			45	113			150	302			325	617			725	1337				
-40	-40			50	122			160	320			350	662			750	1382				
-30	-22			55	131			170	338			375	707			775	1427				
-20	-4			60	140			180	356			400	752			800	1472				
-10	14			65	149			190	374			425	797			825	1517				
0	32			70	158			200	392			450	842			850	1562				

The minimum distance from the start temperature to the end temperature may not fall short of 50K degrees on the Celsius (C) scale or 122K degrees on the Fahrenheit (F) scale.

Item description

Short description:

This temperature signal conditioner records Pt100, Pt200, Pt500, and Pt1000 Sensors, as well as resistors up to 4.5 kOhm, converting the temperature signal into a standard analog signal on the output side.

Features:

- PC configuration interface
- For Pt100, Pt200, Pt500 and Pt1000 sensors, as well as resistors up to 4.5 kOhm
- 2-, 3-, and 4-wire connection technology.
- Detect calibrated measurement range switching
- Detect wire break/sensor short circuit
- Measurement range underflow/overflow
- Integrate a switchable clipping function to limit the standard analog signal to the upper range values
- Safe 3-way isolation with 2.5 kV test voltage per EN 61140

Note:

Additional setting options as well as output signal inversion via interface configuration software or interface configuration app

Data Technical Data

Configuration

Configuration options

DIP switches
Interface configuration software
Interface configuration app

Input

Input signal type	Pt sensors Resistance
-------------------	--------------------------

Input – RTD sensors

Sensor types (RTD)	Pt100 Pt200 Pt500 Pt1000
Sensor connection	2-wire; 3-wire; 4-wire (switchable)
Max. sensor supply current (RTD)	≤ 0.5 mA
Measurement range temperature (RTD)	-200 ... 850°C
Min. measuring span (RTD)	50 K

Input – Resistors

Input range resistance	0 ... 1 kΩ; 0 ... 4.5 kΩ
Min. measuring span	50 Ω

Output

Output signal type	Current Voltage
Output signal voltage	0 ... 5 V; 1 ... 5 V; 0 ... 10 V; 2 ... 10 V
Output signal current	0 ... 10 mA; 2 ... 10 mA; 0 ... 20 mA; 4 ... 20 mA
Load impedance (output/voltage)	≥ 2 kΩ
Load impedance (output/current)	≤ 600 Ω

Signal processing

Step response typ.	180 ms (2-wire); 360 ms (3-wire)
--------------------	----------------------------------

Measurement error

Transmission error typ.	≤ 0.1 % at max. measuring span
Transmission error of set measurement range	≤ ((10 K/set measurement range [K]) + 0,1) %
Temperature coefficient	≤ 0.02 %/K

Power supply

Type of power supply	24 VDC
Nominal supply voltage U_S	DC 24 V
Supply voltage range	±30 %
Current consumption at supply voltage	≤ 40 mA



Safety and protection:

Test voltage (input/output/supply)	AC 2.5 kV; 50 Hz; 1 min
Protection class	IP20

Connection data

Connection technology	Push-in CAGE CLAMP®
Solid conductor	0.08 ... 2.5 mm ² / 28 ... 14 AWG
Fine-stranded conductor	0.34 ... 2.5 mm ² / 22 ... 14 AWG
Strip length	9 ... 10 mm / 0.35 ... 0.39 inch

Geometrical Data

Width	6 mm / 0.236 inch
Height from upper-edge of DIN-35 rail	97.8 mm / 3.85 inch
Depth	94 mm / 3.701 inch

Mechanical data

Type of mounting	DIN-35 rail
------------------	-------------

Material Data

Color	light gray
Fire load	0 MJ
Weight	35.1 g

Environmental Requirements

Surrounding air (operating) temperature	-25 ... 70 °C
Surrounding air (storage) temperature	-40 ... 85 °C

Standards and specifications

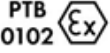

Conformity marking	1
EMC immunity to interference	EN 61000-6-2
EMC emission of interference	EN 61000-6-4

Commercial data





Product Group	6 (Interface Electronics)
Country of origin	DE
GTIN	4045454502713
Customs Tariff No.	85437090300

Approvals / Certificates


Ex-Approvals

Logo	Approval	Additional Approval Text	Certificate name
	IECEX TUEV Nord Cert GmbH	EN 60079-0	TÜV_14_ATEX_112692_X
	IECEX TUEV Nord Cert GmbH	IEC 60079-0	IECEX_TUN_14.0030_X

Ship Approvals

Logo	Approval	Additional Approval Text	Certificate name
	BV Bureau Veritas S.A.	-	40179_A0
	DNV GL Det Norske Veritas, Germanischer Lloyd	-	TAA00001D1
	NK Nippon Kaiji Kyokai	-	TA17255M
	PRS Polski Rejestr Statków	-	TE/2186 /880590/18

UL-Approvals












Logo	Approval	Additional Approval Text	Certificate name
	UL UL International Netherlands B.V. (ORDINARY LOCATIONS)	UL 508	E175199 Sec.4
















Compatible products
















General accessories
















	Item no.: 750-921 Bluetooth® Adapter	750-921
	Item no.: 750-923 Configuration cable; USB connector; Length: 2.5 m	750-923
	Item no.: 750-923/000-001 Configuration cable; USB connector; Length: 5 m	750-923 /000-001
	Item no.: 857-979 Supply and through module	857-979
















Marking accessories

	Item no.: 2009-110 Marking strips; on reel; not stretchable; plain; snap-on type	2009-110
	Item no.: 2009-115 WMB-Inline; for Smart Printer; on reel; stretchable 5 - 5.2 mm; plain; snap-on type	2009-115
	Item no.: 2009-115/000-002 WMB-Inline; for Smart Printer; on reel; stretchable 5 - 5.2 mm; plain; snap-on type	2009-115 /000-002
	Item no.: 2009-115/000-006 WMB-Inline; for smartPRINTER; on reel; stretchable 5 - 5.2 mm; plain; snap-on type	2009-115 /000-006
	Item no.: 2009-115/000-007 WMB-Inline; for Smart Printer; on reel; stretchable 5 - 5.2 mm; plain; snap-on type	2009-115 /000-007
	Item no.: 2009-115/000-012 WMB-Inline; for smartPRINTER; on reel; stretchable 5 - 5.2 mm; plain; snap-on type	2009-115 /000-012
	Item no.: 2009-115/000-017 WMB-Inline; for Smart Printer; on reel; stretchable 5 - 5.2 mm; plain; snap-on type	2009-115 /000-017
	Item no.: 2009-115/000-023 WMB-Inline; for Smart Printer; on reel; stretchable 5 - 5.2 mm; plain; snap-on type	2009-115 /000-023
	Item no.: 2009-115/000-024 WMB-Inline; for smartPRINTER; on reel; stretchable 5 - 5.2 mm; plain; snap-on type	2009-115 /000-024
	Item no.: 793-501 WMB marking card; as card; not stretchable; plain; snap-on type	793-501
	Item no.: 793-501/000-002 WMB marking card; as card; not stretchable; plain; snap-on type	793-501 /000-002

	Item no.: 793-501/000-005 WMB marking card; as card; not stretchable; plain; snap-on type	793-501 /000-005
	Item no.: 793-501/000-006 WMB marking card; as card; not stretchable; plain; snap-on type	793-501 /000-006
	Item no.: 793-501/000-007 WMB marking card; as card; not stretchable; plain; snap-on type	793-501 /000-007
	Item no.: 793-501/000-012 WMB marking card; as card; not stretchable; plain; snap-on type	793-501 /000-012
	Item no.: 793-501/000-017 WMB marking card; as card; not stretchable; plain; snap-on type	793-501 /000-017
	Item no.: 793-501/000-023 WMB marking card; as card; not stretchable; plain; snap-on type	793-501 /000-023
	Item no.: 793-501/000-024 WMB marking card; as card; not stretchable; plain; snap-on type	793-501 /000-024
	Item no.: 793-502 WMB marking card; as card; MARKED; 1 ... 10 (10x); not stretchable; Horizontal marking; snap-on type	793-502
	Item no.: 793-502/000-002 WMB marking card; as card; MARKED; 1 ... 10 (10x); not stretchable; Horizontal marking; snap-on type	793-502 /000-002
	Item no.: 793-502/000-005 WMB marking card; as card; MARKED; 1 ... 10 (10x); not stretchable; Horizontal marking; snap-on type	793-502 /000-005
	Item no.: 793-502/000-006 WMB marking card; as card; MARKED; 1 ... 10 (10x); not stretchable; Horizontal marking; snap-on type	793-502 /000-006
	Item no.: 793-502/000-007 WMB marking card; as card; MARKED; 1 ... 10 (10x); not stretchable; Horizontal marking; snap-on type	793-502 /000-007
	Item no.: 793-502/000-012 WMB marking card; as card; MARKED; 1 ... 10 (10x); not stretchable; Horizontal marking; snap-on type	793-502 /000-012
	Item no.: 793-502/000-017 WMB marking card; as card; MARKED; 1 ... 10 (10x); not stretchable; Horizontal marking; snap-on type	793-502 /000-017
	Item no.: 793-502/000-023 WMB marking card; as card; MARKED; 1 ... 10 (10x); not stretchable; Horizontal marking; snap-on type	793-502 /000-023

	Item no.: 793-502/000-024 WMB marking card; as card; MARKED; 1 ... 10 (10x); not stretchable; Horizontal marking; snap-on type / 000-024	793-502
	Item no.: 793-503 WMB marking card; as card; MARKED; 11 ... 20 (10x); not stretchable; Horizontal marking; snap-on type	793-503
	Item no.: 793-503/000-002 WMB marking card; as card; MARKED; 11 ... 20 (10x); not stretchable; Horizontal marking; snap-on type / 000-002	793-503
	Item no.: 793-503/000-005 WMB marking card; as card; MARKED; 11 ... 20 (10x); not stretchable; Horizontal marking; snap-on type / 000-005	793-503
	Item no.: 793-503/000-006 WMB marking card; as card; MARKED; 11 ... 20 (10x); not stretchable; Horizontal marking; snap-on type / 000-006	793-503
	Item no.: 793-503/000-007 WMB marking card; as card; MARKED; 11 ... 20 (10x); not stretchable; Horizontal marking; snap-on type / 000-007	793-503
	Item no.: 793-503/000-012 WMB marking card; as card; MARKED; 11 ... 20 (10x); not stretchable; Horizontal marking; snap-on type / 000-012	793-503
	Item no.: 793-503/000-017 WMB marking card; as card; MARKED; 11 ... 20 (10x); not stretchable; Horizontal marking; snap-on type / 000-017	793-503
	Item no.: 793-503/000-023 WMB marking card; as card; MARKED; 11 ... 20 (10x); not stretchable; Horizontal marking; snap-on type / 000-023	793-503
	Item no.: 793-503/000-024 WMB marking card; as card; MARKED; 11 ... 20 (10x); not stretchable; Horizontal marking; snap-on type / 000-024	793-503
	Item no.: 793-504 WMB marking card; as card; MARKED; 21 ... 30 (10x); not stretchable; Horizontal marking; snap-on type	793-504
	Item no.: 793-504/000-002 WMB marking card; as card; MARKED; 21 ... 30 (10x); not stretchable; Horizontal marking; snap-on type / 000-002	793-504
	Item no.: 793-504/000-005 WMB marking card; as card; MARKED; 21 ... 30 (10x); not stretchable; Horizontal marking; snap-on type / 000-005	793-504
	Item no.: 793-504/000-006 WMB marking card; as card; MARKED; 21 ... 30 (10x); not stretchable; Horizontal marking; snap-on type / 000-006	793-504
	Item no.: 793-504/000-012 WMB marking card; as card; MARKED; 21 ... 30 (10x); not stretchable; Horizontal marking; snap-on type / 000-012	793-504

	Item no.: 793-504/000-017 WMB marking card; as card; MARKED; 21 ... 30 (10x); not stretchable; Horizontal marking; snap-on type	793-504
		/000-017
	Item no.: 793-504/000-023 WMB marking card; as card; MARKED; 21 ... 30 (10x); not stretchable; Horizontal marking; snap-on type	793-504
		/000-023
	Item no.: 793-505 WMB marking card; as card; MARKED; 31 ... 40 (10x); not stretchable; Horizontal marking; snap-on type	793-505
	Item no.: 793-505/000-005 WMB marking card; as card; MARKED; 31 ... 40 (10x); not stretchable; Horizontal marking; snap-on type	793-505
		/000-005
	Item no.: 793-505/000-006 WMB marking card; as card; MARKED; 31 ... 40 (10x); not stretchable; Horizontal marking; snap-on type	793-505
		/000-006
	Item no.: 793-505/000-007 WMB marking card; as card; MARKED; 31 ... 40 (10x); not stretchable; Horizontal marking; snap-on type	793-505
		/000-007
	Item no.: 793-505/000-012 WMB marking card; as card; MARKED; 31 ... 40 (10x); not stretchable; Horizontal marking; snap-on type	793-505
		/000-012
	Item no.: 793-506 WMB marking card; as card; MARKED; 41 ... 50 (10x); not stretchable; Horizontal marking; snap-on type	793-506
	Item no.: 793-506/000-005 WMB marking card; as card; MARKED; 41 ... 50 (10x); not stretchable; Horizontal marking; snap-on type	793-506
		/000-005
	Item no.: 793-506/000-006 WMB marking card; as card; MARKED; 41 ... 50 (10x); not stretchable; Horizontal marking; snap-on type	793-506
		/000-006
	Item no.: 793-506/000-012 WMB marking card; as card; MARKED; 41 ... 50 (10x); not stretchable; Horizontal marking; snap-on type	793-506
		/000-012
	Item no.: 793-506/000-017 WMB marking card; as card; MARKED; 41 ... 50 (10x); not stretchable; Horizontal marking; snap-on type	793-506
		/000-017
	Item no.: 793-5501 WMB marking card; as card; for terminal block width 5 - 17.5 mm; stretchable 5 - 5.2 mm; plain; snap-on type	793-5501
	Item no.: 793-5501/000-002 WMB marking card; as card; for terminal block width 5 - 17.5 mm; stretchable 5 - 5.2 mm; plain; snap-on type	793-5501
		/000-002
	Item no.: 793-5501/000-005 WMB marking card; as card; stretchable 5 - 5.2 mm; plain; snap-on type	793-5501
		/000-005

	Item no.: 793-5501/000-006 WMB marking card; as card; stretchable 5 - 5.2 mm; plain; snap-on type	793-5501 /000-006
	Item no.: 793-5501/000-007 WMB marking card; as card; stretchable 5 - 5.2 mm; plain; snap-on type	793-5501 /000-007
	Item no.: 793-5501/000-012 WMB marking card; as card; stretchable 5 - 5.2 mm; plain; snap-on type	793-5501 /000-012
	Item no.: 793-5501/000-014 WMB marking card; as card; stretchable 5 - 5.2 mm; plain; snap-on type	793-5501 /000-014
	Item no.: 793-5501/000-017 WMB marking card; as card; stretchable 5 - 5.2 mm; plain; snap-on type	793-5501 /000-017
	Item no.: 793-5501/000-023 WMB marking card; as card; stretchable 5 - 5.2 mm; plain; snap-on type	793-5501 /000-023
	Item no.: 793-5501/000-024 WMB marking card; as card; stretchable 5 - 5.2 mm; plain; snap-on type	793-5501 /000-024
	Item no.: 793-566 WMB marking card; as card; MARKED; 1 ... 50 (2x); not stretchable; Horizontal marking; snap-on type	793-566
	Item no.: 793-566/000-002 WMB marking card; as card; MARKED; 1 ... 50 (2x); not stretchable; Horizontal marking; snap-on type	793-566 /000-002
	Item no.: 793-566/000-005 WMB marking card; as card; MARKED; 1 ... 50 (2x); not stretchable; Horizontal marking; snap-on type	793-566 /000-005
	Item no.: 793-566/000-006 WMB marking card; as card; MARKED; 1 ... 50 (2x); not stretchable; Horizontal marking; snap-on type	793-566 /000-006
	Item no.: 793-566/000-007 WMB marking card; as card; MARKED; 1 ... 50 (2x); not stretchable; Horizontal marking; snap-on type	793-566 /000-007
	Item no.: 793-566/000-012 WMB marking card; as card; MARKED; 1 ... 50 (2x); not stretchable; Horizontal marking; snap-on type	793-566 /000-012
	Item no.: 793-566/000-017 WMB marking card; as card; MARKED; 1 ... 50 (2x); not stretchable; Horizontal marking; snap-on type	793-566 /000-017
	Item no.: 793-566/000-023 WMB marking card; as card; MARKED; 1 ... 50 (2x); not stretchable; Horizontal marking; snap-on type	793-566 /000-023



Item no.: 793-566/000-024

793-566

WMB marking card; as card; MARKED; 1 ... 50 (2x); not stretchable; Horizontal marking; snap-on type /000-024

assembling



Item no.: 249-116

249-116

Screwless end stop; 6 mm wide; for DIN-rail 35 x 15 and 35 x 7.5



Item no.: 249-117

249-117

Screwless end stop; 10 mm wide; for DIN-rail 35 x 15 and 35 x 7.5



Item no.: 249-197

249-197

Screwless end stop; 14 mm wide; for DIN-rail 35 x 15 and 35 x 7.5

Jumper



Item no.: 281-482

281-482

Comb-style jumper bar; insulated; 2-way; IN = IN terminal block



Item no.: 859-402

859-402

Push-in type jumper bar; 2-way; Nominal current 18 A; insulated



Item no.: 859-402/000-005

859-402

Push-in type jumper bar; 2-way; Nominal current 18 A; insulated /000-005



Item no.: 859-402/000-006

859-402

Push-in type jumper bar; 2-way; Nominal current 18 A; insulated /000-006



Item no.: 859-402/000-029

859-402

Push-in type jumper bar; 2-way; Nominal current 18 A; insulated /000-029



Item no.: 859-403

859-403

Push-in type jumper bar; 3-way; Nominal current 18 A; insulated



Item no.: 859-403/000-005

859-403

Push-in type jumper bar; 3-way; Nominal current 18 A; insulated /000-005



Item no.: 859-403/000-006

859-403

Push-in type jumper bar; 3-way; Nominal current 18 A; insulated /000-006



Item no.: 859-403/000-029

859-403

Push-in type jumper bar; 3-way; Nominal current 18 A; insulated /000-029



Item no.: 859-404

859-404

Push-in type jumper bar; 4-way; Nominal current 18 A; insulated



Item no.: 859-404/000-005

859-404

















Push-in type jumper bar; 4-way; Nominal current 18 A; insulated /000-005








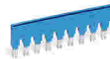






Item no.: 859-404/000-006

859-404

Push-in type jumper bar; 4-way; Nominal current 18 A; insulated /000-006

	Item no.: 859-404/000-029 Push-in type jumper bar; 4-way; Nominal current 18 A; insulated	859-404 /000-029
	Item no.: 859-405 Push-in type jumper bar; 5-way; Nominal current 18 A; insulated	859-405
	Item no.: 859-405/000-005 Push-in type jumper bar; 5-way; Nominal current 18 A; insulated	859-405 /000-005
	Item no.: 859-405/000-006 Push-in type jumper bar; 5-way; Nominal current 18 A; insulated	859-405 /000-006
	Item no.: 859-405/000-029 Push-in type jumper bar; 5-way; Nominal current 18 A; insulated	859-405 /000-029
	Item no.: 859-406 Push-in type jumper bar; 6-way; Nominal current 18 A; insulated	859-406
	Item no.: 859-406/000-005 Push-in type jumper bar; 6-way; Nominal current 18 A; insulated	859-406 /000-005
	Item no.: 859-406/000-006 Push-in type jumper bar; 6-way; Nominal current 18 A; insulated	859-406 /000-006
	Item no.: 859-406/000-029 Push-in type jumper bar; 6-way; Nominal current 18 A; insulated	859-406 /000-029
	Item no.: 859-407 Push-in type jumper bar; 7-way; Nominal current 18 A; insulated	859-407
	Item no.: 859-407/000-005 Push-in type jumper bar; 7-way; Nominal current 18 A; insulated	859-407 /000-005
	Item no.: 859-407/000-006 Push-in type jumper bar; 7-way; Nominal current 18 A; insulated	859-407 /000-006
	Item no.: 859-407/000-029 Push-in type jumper bar; 7-way; Nominal current 18 A; insulated	859-407 /000-029
	Item no.: 859-408 Push-in type jumper bar; 8-way; Nominal current 18 A; insulated	859-408
	Item no.: 859-408/000-005 Push-in type jumper bar; 8-way; Nominal current 18 A; insulated	859-408 /000-005
	Item no.: 859-408/000-006 Push-in type jumper bar; 8-way; Nominal current 18 A; insulated	859-408 /000-006

	Item no.: 859-408/000-029 Push-in type jumper bar; 8-way; Nominal current 18 A; insulated	859-408
		7000-029
	Item no.: 859-409 Push-in type jumper bar; 9-way; Nominal current 18 A; insulated	859-409
	Item no.: 859-409/000-005 Push-in type jumper bar; 9-way; Nominal current 18 A; insulated	859-409
		7000-005
	Item no.: 859-409/000-006 Push-in type jumper bar; 9-way; Nominal current 18 A; insulated	859-409
		7000-006
	Item no.: 859-409/000-029 Push-in type jumper bar; 9-way; Nominal current 18 A; insulated	859-409
		7000-029
	Item no.: 859-410 Push-in type jumper bar; 10-way; Nominal current 18 A; insulated	859-410
	Item no.: 859-410/000-005 Push-in type jumper bar; 10-way; Nominal current 18 A; insulated	859-410
		7000-005
	Item no.: 859-410/000-006 Push-in type jumper bar; 10-way; Nominal current 18 A; insulated	859-410
		7000-006
	Item no.: 859-410/000-029 Push-in type jumper bar; 10-way; Nominal current 18 A; insulated	859-410
		7000-029
power supply		
	Item no.: 787-2852 Switched-mode power supply; for JUMPFLEX® Signal Conditioners; 1-phase; 24 VDC output voltage; 1 A output current	787-2852
tools		
	Item no.: 210-720 Operating tool with partially insulated shaft; Type 2, blade (3.5 x 0.5) mm	210-720
transfer module		
	Item no.: 857-980 Interface adapter; 16-pole; analog	857-980

Downloads**Documentation****Bid Text**

857-801	Mar 9, 2016	doc	Download
Temperaturmessumformer		32.3 kB	

Instruction Leaflet



Measurement Transducer and Isolation Amplifier

Temperature transducer Pt100, Pt200, Pt500, Pt1000, Resistors 0 ... 1 kOhm, 0 ... 4.5 kOhm DIP switch / FDT/DTM GUI

pdf
2.2 MB

[Download](#)

Additional Information

Disposal; Electrical and electronic equipment, Packaging

V 1.0.0

pdf
265.8 kB

[Download](#)

Engineering-Software

Software for Interface-Products

Interface Configuration Software FULL

The full setup, in addition to the WAGO Interface Configuration Software, includes the installation for the Microsoft .NET Framework.

1.6.2.11
Jan 14, 2019

exe
97.5 MB

[Download](#)

Interface Configuration Software SMALL

The full setup only includes the WAGO Interface Configuration Software.

1.6.2.11
Jan 14, 2019

exe
47.1 MB

[Download](#)

CAD/CAE - Smart Data

CAD data

3D Download 857-801

URL

[Download](#)

Subject to changes.